

△		
△		
△		
NO.	REVISION	DATE

4 X 8 S/S MESH FACE & S/S FRAME  
WATER FEATURE

STANDARD DETAILS

DATE -02-08-05

DRAWN BY -M.L.S.

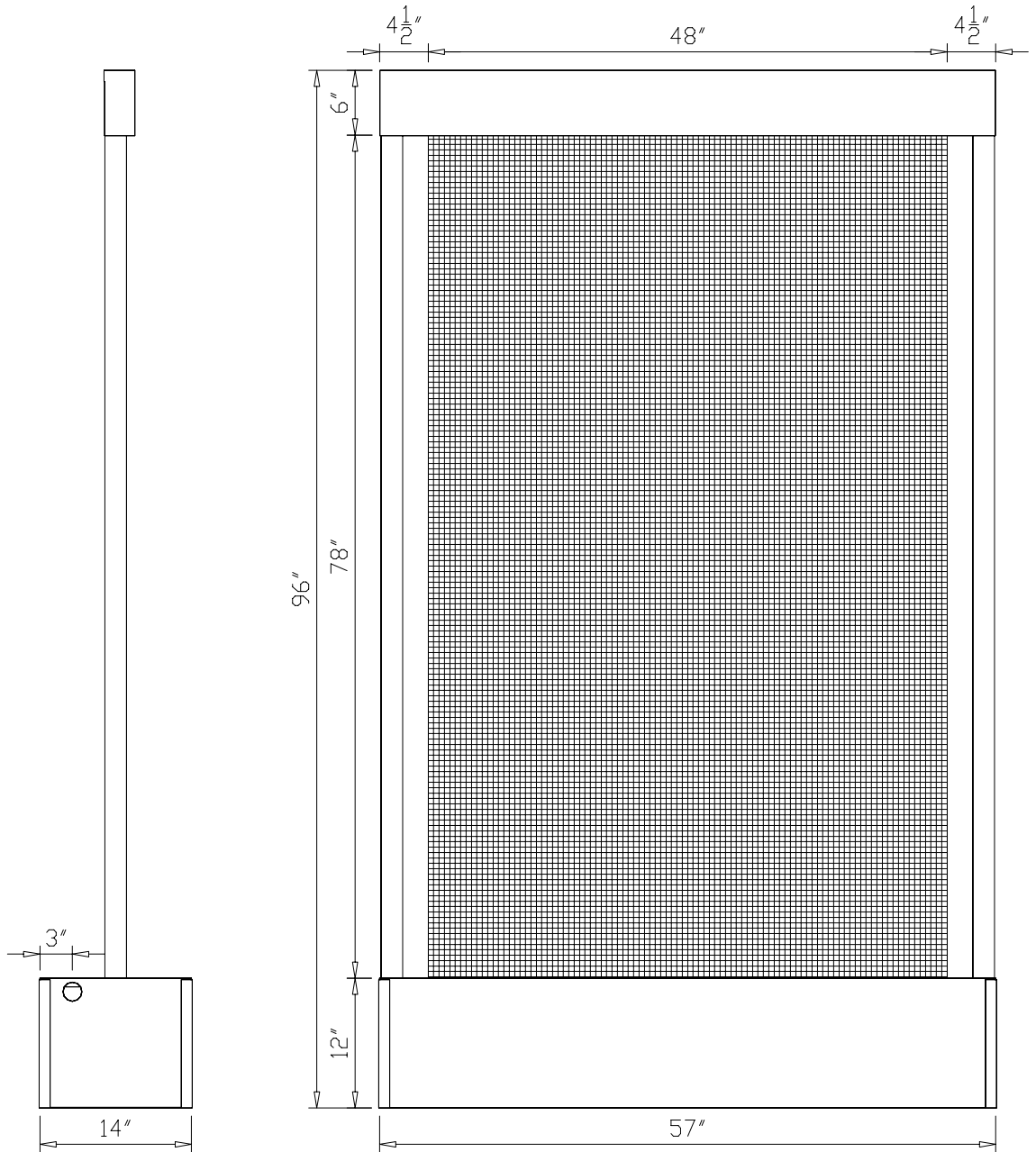

CHECKED BY -

SCALE -AS NOTED


JOB NO.

STD - 235

SHEET 1 OF 2



△		
△		
△		
NO.	REVISION	DATE



4 X 8 S/S MESH FACE & S/S FRAME  
 WATER FEATURE

---

STANDARD DETAILS

DATE -02-08-05  
 DRAWN BY -M.L.S.  
 CHECKED BY -  
 SCALE -AS NOTED  
 JOB NO.  
 STD - 235  
 SHEET 2 OF 2