

△		
△		
△		
NO.	REVISION	DATE

4 X 8 S/S MESH FACE & S/S FRAME
WATER FEATURE

STANDARD DETAILS

DATE -02-08-05

DRAWN BY -M.L.S.

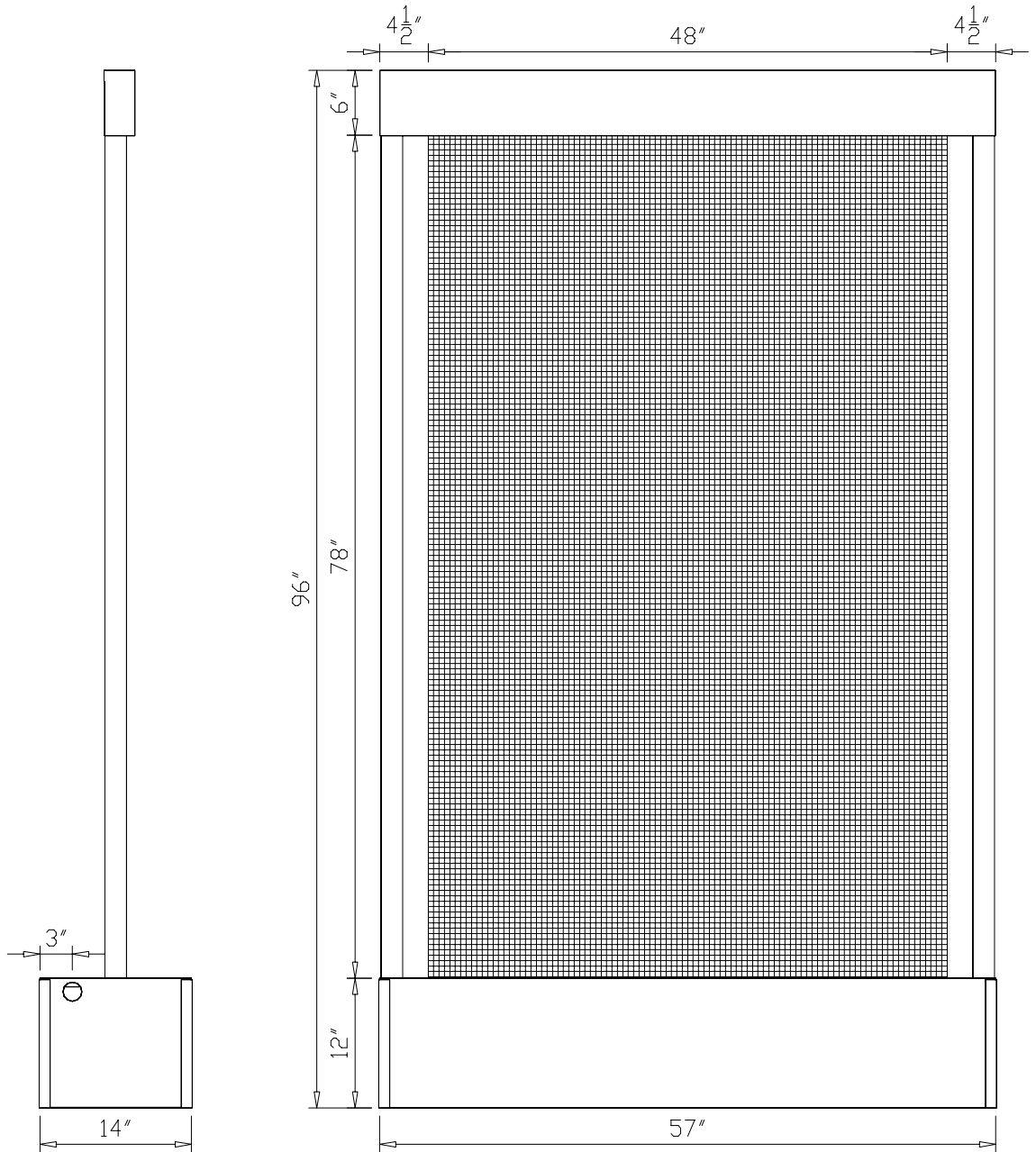

CHECKED BY -

SCALE -AS NOTED


JOB NO.

STD - 235

SHEET 1 OF 2



△		
△		
△		
NO.	REVISION	DATE



4 X 8 S/S MESH FACE & S/S FRAME
 WATER FEATURE

STANDARD DETAILS

DATE -02-08-05
DRAWN BY -M.L.S.
CHECKED BY -
SCALE -AS NOTED
JOB NO.
STD - 235
SHEET 2 OF 2